

Multi-State Results from an Online Tool for Assessing Secondary School Norms, 1999 - 2006

H. Wesley Perkins, Ph.D. Professor of Sociology and Director, HWS Alcohol Education Project Department of Anthropology and Sociology Hobart and William Smith Colleges Geneva, New York 14456 Tel: 315-781-3437 -- Fax: 315-781-3718 -- Email: perkins@hws.edu	David W. Craig, Ph.D. Professor of Biochemistry and Director, HWS Alcohol Education Project Department of Chemistry Hobart and William Smith Colleges Geneva, New York 14456 Tel: 315-781-3611 -- Fax: 315-781-3860 -- Email: craig@hws.edu
---	--

Abstract:

More than 28,000 secondary students from more than 50 middle and high schools in eight regionally diverse states have been surveyed using an online instrument. A strategy has been developed that preserves anonymity and validates user responses. Measures of tobacco, alcohol, marijuana, and other illicit drug use, ATOD access in schools, parental alcohol policies, riding with a drinking driver, willingness to report weapons seen at school, and seat belt use demonstrate a wide discrepancy between actual school norms and students' perceptions of the norms in all instances. Positive normative messages constructed from these results for schools will be shared. Results will also be reported from a multivariate analysis comparing the relative strength of actual norms that vary across school sites with the strength of the individual's perception of the norms for predicting individual personal high-risk behavior.

Key Points of Presentation:

1. *Breadth of survey database.* Over 24,000 students from 50 middle and high schools and eight regionally diverse states have participated.
2. *Norms and Perceptions Measured*
 - a. Alcohol
 - b. Tobacco
 - c. Marijuana
 - d. Other Illicit Drugs
 - e. ATOD access at school
 - f. Parental Alcohol Policies
 - g. Reporting Weapons seen at school
 - h. Seat belt use
 - i. Body weight and self image
3. *Overall Results by School Type and Grade Level.* Patterns of norms and misperception for behaviors measured will be reported.
4. *Social Norms Message from Multi-State Results.* Messages that can be extracted from the survey results will be shared.
5. *Misperceptions Predicting High-Risk Behavior.* Results from multiple regression comparing how well the perceived norm predicts high-risk behavior compared to how well the actual school norm predicts high-risk behavior for:
 - a. Tobacco
 - b. Alcohol
 - c. Marijuana
 - d. Other illicit drugs
 - e. Seat Belt Use

Alcohol Education Project

Social Norms Surveys Online

Web-based surveys have been designed to support prevention program research, evaluation, and social norms interventions in college and secondary school environments. Secondary school surveys are available in English and Spanish.

Web-Based Survey Instruments for Secondary and College Populations

- Secondary School ATOD and safety Instrument:
<http://campus.hws.edu/aodsurvey/hsf/>
- Secondary School Bullying Instrument:
<http://campus.hws.edu/aodsurvey/bullya/>
- College Greek Instrument:
<http://campus.hws.edu/aodsurvey/greekPre-A/>
- College Student-Athlete Instrument:
<http://campus.hws.edu/aodsurvey/athPre-A/>

(Enter **test** for the username and **test** for the password at the logon screen to run each of these surveys)

Surveys Developed for:

Middle and High Schools
-ATOD norms and perceptions, school safety, traffic safety, sexual behaviors, school activities, body image

Greeks and Athletes
-ATOD norms and perceptions, health and well-being, co-curricular activities, academic interests/accomplishments, post-graduation plans

How to Use one of our Web-Based Survey Instruments

Here are the steps that you need to use one of our web-based survey instruments in your program.

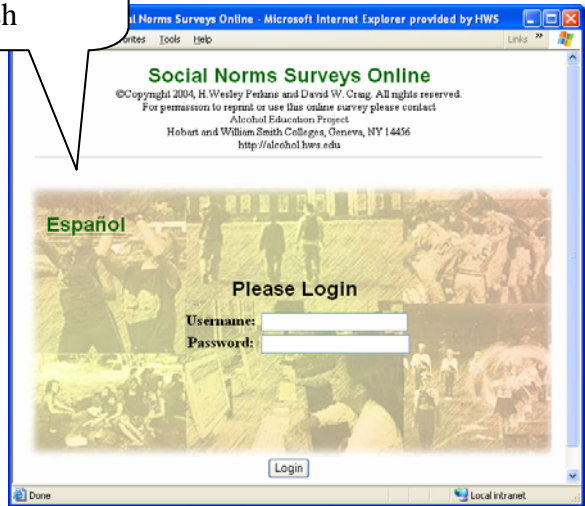
- Contact one of the project directors ([H. Wesley Perkins](#), 315-781-3437 or [David W. Craig](#), 315-781-3611) to discuss your specific application and the time you wish to conduct the survey.
- Discuss with a project director any customized questions you need for your programming beyond those questions already present in our survey instrument for your application.
- Obtain a confidentiality agreement form from this web site and have it signed by an administrator from your institution.
- Setup a schedule for survey administration for your population. For more detailed information download the pdf instructions document from <http://alcohol.hws.edu/surveys>.

Features

Secure and Anonymous Data Environment

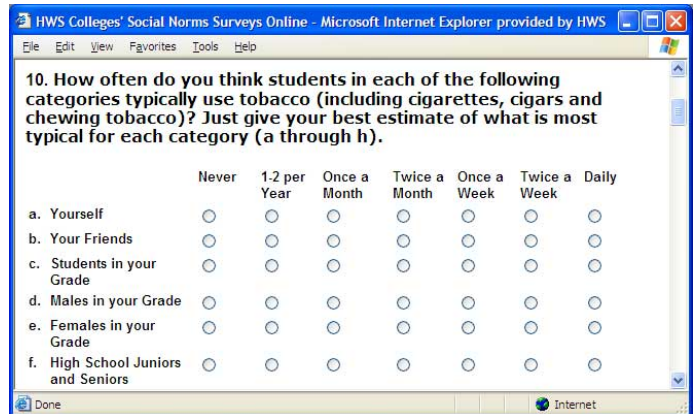
Two common problems with web-based surveys are that anyone may log in as many times as they like or must enter their name or ID code to take a survey destroying anonymity. The HWS Alcohol Education Project surveys secure data entry through timed user accounts. Organizations using our surveys set up a schedule when classes or groups of subjects take the survey. Groups of subjects are given a username and password at the time they take the survey. Accounts expire after the assigned period and will not function before the period. Anonymity is preserved since all subjects are given the same username and password during a given survey session. The screen shot here shows the logon screen that subjects must pass through before taking the survey. Note that language may be selected here.

NEW!!!
Support for Spanish



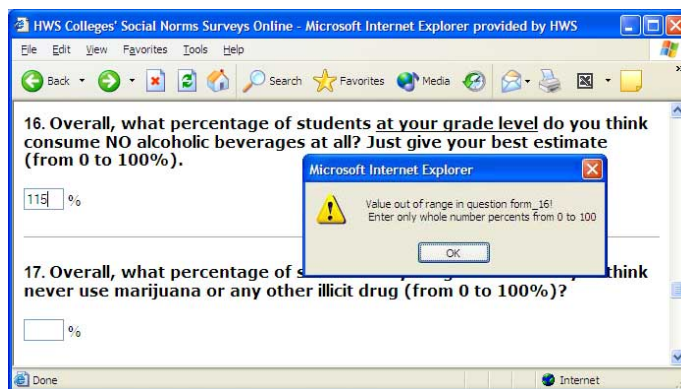
Questions to Assess ATOD norms and perceptions

Efficient grids are used to simultaneously assess ATOD norms and perceptions. The screen below shows a sample question.



Real-Time Data Validation

One problem with paper surveys is that subjects may enter invalid data. Web-based surveys can validate entries that subjects make and notify in real time if the subject makes an error. The screen here shows an example of how invalid percent entries are flagged automatically as subjects fill out the survey.



- d. Volunteer service work
- e. Religious group
- f. Part-time job

5. What is your most typical transportation to and from school?

(select one)

- School bus
- Walk or ride bike
- I drive
- Brother, sister, or friend drives
- Parent or another adult drives
- City bus or train

6. At this school...

	Strongly agree	Agree	Disagree	Strongly disagree
a. I feel that other students care about me	<input type="radio"/>	<input type="radio"/>	<input type="radio"/>	<input type="radio"/>
b. I feel that teachers care about me	<input type="radio"/>	<input type="radio"/>	<input type="radio"/>	<input type="radio"/>
c. I am encouraged to help and respect other students	<input type="radio"/>	<input type="radio"/>	<input type="radio"/>	<input type="radio"/>
d. I don't fit in	<input type="radio"/>	<input type="radio"/>	<input type="radio"/>	<input type="radio"/>
e. Other students look to me to show them how to act	<input type="radio"/>	<input type="radio"/>	<input type="radio"/>	<input type="radio"/>
f. It is easy to make friends here	<input type="radio"/>	<input type="radio"/>	<input type="radio"/>	<input type="radio"/>
g. I can't do much to change bad things that happen here	<input type="radio"/>	<input type="radio"/>	<input type="radio"/>	<input type="radio"/>
h. I am happy here most of the time	<input type="radio"/>	<input type="radio"/>	<input type="radio"/>	<input type="radio"/>
i. Teachers don't really try to stop kids who are bullies	<input type="radio"/>	<input type="radio"/>	<input type="radio"/>	<input type="radio"/>

7. Which statement below about student use of tobacco (including cigarettes, cigars, and chewing tobacco) do you feel best represents your own attitude?

(select one)

- Tobacco use is never a good thing to do.
- Occasional tobacco use is ok, but not daily use.
- Daily tobacco use is ok if that's what the individual wants to do.

8. Which statement below about student use of tobacco (including cigarettes, cigars, and chewing tobacco) do you expect to be the most common attitude among students in general in your grade?

(select one)

- Tobacco use is never a good thing to do.

- Occasional tobacco use is ok, but not daily use.
- Daily tobacco use is ok if that's what the individual wants to do.

9. Which statement below about drinking alcoholic beverages do you feel best represents your own attitude?

(select one)


- Drinking is never a good thing to do for anyone at any age.
- Drinking in moderation is all right for adults, but not for students my age except for just a few sips in a family or religious gathering.
- Occasional drinking at my age beyond just a few sips in a family or religious gathering is okay as long as it doesn't interfere with school work or other responsibilities.
- Occasional drinking at my age is okay even if it does interfere with school work or other responsibilities.
- Frequent drinking at my age is okay if that's what the individual wants to do.

10. Which statement below about drinking alcoholic beverages do you expect to be the most common attitude among students in general in your grade?

(select one)

- Drinking is never a good thing to do for anyone at any age.
- Drinking in moderation is all right for adults, but not for students my age except for just a few sips in a family or religious gathering.
- Occasional drinking at my age beyond just a few sips in a family or religious gathering is okay as long as it doesn't interfere with school work or other responsibilities.
- Occasional drinking at my age is okay even if it does interfere with school work or other responsibilities.
- Frequent drinking at my age is okay if that's what the individual wants to do.

Next >



Social Norms Surveys Online

©Copyright 2006, H.Wesley Perkins and David W. Craig. All rights reserved.
For permission to reprint or use this online survey please contact
Alcohol Education Project
Hobart and William Smith Colleges, Geneva, NY 14456
<http://alcohol.hws.edu>

Survey of Student Norms

Page 2 of 3

11. How often do you think students in each of the following categories typically use tobacco (including cigarettes, cigars and chewing tobacco)?

Just give your best estimate of what is most typical for each category (a through g).

	Never	1-2 per year	Once a month	Twice a month	Once a week	Twice a week	Daily
a. Yourself	<input type="radio"/>	<input type="radio"/>	<input type="radio"/>	<input type="radio"/>	<input type="radio"/>	<input type="radio"/>	<input type="radio"/>
b. Your friends	<input type="radio"/>	<input type="radio"/>	<input type="radio"/>	<input type="radio"/>	<input type="radio"/>	<input type="radio"/>	<input type="radio"/>
c. Students in your grade	<input type="radio"/>	<input type="radio"/>	<input type="radio"/>	<input type="radio"/>	<input type="radio"/>	<input type="radio"/>	<input type="radio"/>
d. Males in your grade	<input type="radio"/>	<input type="radio"/>	<input type="radio"/>	<input type="radio"/>	<input type="radio"/>	<input type="radio"/>	<input type="radio"/>
e. Females in your grade	<input type="radio"/>	<input type="radio"/>	<input type="radio"/>	<input type="radio"/>	<input type="radio"/>	<input type="radio"/>	<input type="radio"/>
f. High School Juniors and Seniors	<input type="radio"/>	<input type="radio"/>	<input type="radio"/>	<input type="radio"/>	<input type="radio"/>	<input type="radio"/>	<input type="radio"/>
g. School Athletes	<input type="radio"/>	<input type="radio"/>	<input type="radio"/>	<input type="radio"/>	<input type="radio"/>	<input type="radio"/>	<input type="radio"/>

12. Not counting just a few sips in a family or religious gathering, how often do you think students in each of the following categories typically consume alcohol? Include beer, wine, wine coolers, liquor and mixed drinks in your answer.

Just give your best estimate of what is most typical for each category (a through g).

	Never	1-2 per year	Once a month	Twice a month	Once a week	Twice a week	Daily
a. Yourself	<input type="radio"/>	<input type="radio"/>	<input type="radio"/>	<input type="radio"/>	<input type="radio"/>	<input type="radio"/>	<input type="radio"/>
b. Your friends	<input type="radio"/>	<input type="radio"/>	<input type="radio"/>	<input type="radio"/>	<input type="radio"/>	<input type="radio"/>	<input type="radio"/>
c. Students in your grade	<input type="radio"/>	<input type="radio"/>	<input type="radio"/>	<input type="radio"/>	<input type="radio"/>	<input type="radio"/>	<input type="radio"/>
d. Males in your grade	<input type="radio"/>	<input type="radio"/>	<input type="radio"/>	<input type="radio"/>	<input type="radio"/>	<input type="radio"/>	<input type="radio"/>
e. Females in your grade	<input type="radio"/>	<input type="radio"/>	<input type="radio"/>	<input type="radio"/>	<input type="radio"/>	<input type="radio"/>	<input type="radio"/>
f. High School Juniors and Seniors	<input type="radio"/>	<input type="radio"/>	<input type="radio"/>	<input type="radio"/>	<input type="radio"/>	<input type="radio"/>	<input type="radio"/>
g. School Athletes	<input type="radio"/>	<input type="radio"/>	<input type="radio"/>	<input type="radio"/>	<input type="radio"/>	<input type="radio"/>	<input type="radio"/>

13. How many alcoholic drinks, if any, do you think each of the following students on average typically consume at parties or social occasions?

Just give your best estimate of what is most typical for each category (a through g).

	0	1	2	3	4	5	6	7+
a. Yourself	<input type="radio"/>	<input type="radio"/>	<input type="radio"/>	<input type="radio"/>	<input type="radio"/>	<input type="radio"/>	<input type="radio"/>	<input type="radio"/>
b. Your friends	<input type="radio"/>	<input type="radio"/>	<input type="radio"/>	<input type="radio"/>	<input type="radio"/>	<input type="radio"/>	<input type="radio"/>	<input type="radio"/>
c. Students in your grade	<input type="radio"/>	<input type="radio"/>	<input type="radio"/>	<input type="radio"/>	<input type="radio"/>	<input type="radio"/>	<input type="radio"/>	<input type="radio"/>
d. Males in your grade	<input type="radio"/>	<input type="radio"/>	<input type="radio"/>	<input type="radio"/>	<input type="radio"/>	<input type="radio"/>	<input type="radio"/>	<input type="radio"/>
e. Females in your grade	<input type="radio"/>	<input type="radio"/>	<input type="radio"/>	<input type="radio"/>	<input type="radio"/>	<input type="radio"/>	<input type="radio"/>	<input type="radio"/>
f. High School Juniors and Seniors	<input type="radio"/>	<input type="radio"/>	<input type="radio"/>	<input type="radio"/>	<input type="radio"/>	<input type="radio"/>	<input type="radio"/>	<input type="radio"/>
g. School Athletes	<input type="radio"/>	<input type="radio"/>	<input type="radio"/>	<input type="radio"/>	<input type="radio"/>	<input type="radio"/>	<input type="radio"/>	<input type="radio"/>

14. How often do you think students in each of the following categories typically use marijuana?

Just give your best estimate of what is most typical for each category (a through g).

	Never	1-2 per year	Once a month	Twice a month	Once a week	Twice a week	Daily
a. Yourself	<input type="radio"/>	<input type="radio"/>	<input type="radio"/>	<input type="radio"/>	<input type="radio"/>	<input type="radio"/>	<input type="radio"/>
b. Your friends	<input type="radio"/>	<input type="radio"/>	<input type="radio"/>	<input type="radio"/>	<input type="radio"/>	<input type="radio"/>	<input type="radio"/>
c. Students in your grade	<input type="radio"/>	<input type="radio"/>	<input type="radio"/>	<input type="radio"/>	<input type="radio"/>	<input type="radio"/>	<input type="radio"/>
d. Males in your grade	<input type="radio"/>	<input type="radio"/>	<input type="radio"/>	<input type="radio"/>	<input type="radio"/>	<input type="radio"/>	<input type="radio"/>
e. Females in your grade	<input type="radio"/>	<input type="radio"/>	<input type="radio"/>	<input type="radio"/>	<input type="radio"/>	<input type="radio"/>	<input type="radio"/>
f. High School Juniors and Seniors	<input type="radio"/>	<input type="radio"/>	<input type="radio"/>	<input type="radio"/>	<input type="radio"/>	<input type="radio"/>	<input type="radio"/>
g. School Athletes	<input type="radio"/>	<input type="radio"/>	<input type="radio"/>	<input type="radio"/>	<input type="radio"/>	<input type="radio"/>	<input type="radio"/>

15. How often do you think students in each of the following categories typically use illicit drugs other than marijuana?

Just give your best estimate of what is most typical for each category (a through g).

	Never	1-2 per year	Once a month	Twice a month	Once a week	Twice a week	Daily
a. Yourself	<input type="radio"/>	<input type="radio"/>	<input type="radio"/>	<input type="radio"/>	<input type="radio"/>	<input type="radio"/>	<input type="radio"/>
b. Your friends	<input type="radio"/>	<input type="radio"/>	<input type="radio"/>	<input type="radio"/>	<input type="radio"/>	<input type="radio"/>	<input type="radio"/>
c. Students in your grade	<input type="radio"/>	<input type="radio"/>	<input type="radio"/>	<input type="radio"/>	<input type="radio"/>	<input type="radio"/>	<input type="radio"/>
d. Males in your grade	<input type="radio"/>	<input type="radio"/>	<input type="radio"/>	<input type="radio"/>	<input type="radio"/>	<input type="radio"/>	<input type="radio"/>
e. Females in your grade	<input type="radio"/>	<input type="radio"/>	<input type="radio"/>	<input type="radio"/>	<input type="radio"/>	<input type="radio"/>	<input type="radio"/>
f. High School Juniors and Seniors	<input type="radio"/>	<input type="radio"/>	<input type="radio"/>	<input type="radio"/>	<input type="radio"/>	<input type="radio"/>	<input type="radio"/>
g. School Athletes	<input type="radio"/>	<input type="radio"/>	<input type="radio"/>	<input type="radio"/>	<input type="radio"/>	<input type="radio"/>	<input type="radio"/>

16. Overall, what percentage of students at your grade level do you think use NO tobacco products at all?

Just give your best estimate (from 0 to 100%).

%

17. Overall, what percentage of students at your grade level do you think consume NO alcoholic beverages at all?*Just give your best estimate (from 0 to 100%).*

%

18. How often, if ever, have you consumed alcohol at a party or social occasion with other students in the last 12 months?*(select one)*

- Never
- A few times, but not monthly
- About once a month
- About once a week or more often

19. During the past 30 days, on how many days did you:*(enter zero for never or no days -- do not leave blank)***a. Use tobacco (including cigarettes, cigars, and chewing tobacco)**

_____ days

b. Use alcohol (not counting just a few sips in a family or religious gathering)

_____ days

c. Use marijuana

_____ days

20. If you never smoke tobacco, or if you have smoked but sometimes choose not to, how do you resist pressure from those who are smoking?*(choose all that apply)*

- a. I don't go to places where people are smoking
- b. I leave places where people are smoking
- c. I avoid smokers
- d. I hang out with people who don't smoke
- e. I tell people that I don't want to smoke if they ask me

21. If you never drink alcohol, or if you have consumed alcohol but sometimes choose not to,**how do you resist pressure from those who are drinking alcohol?***(choose all that apply)*

- a. I don't go to parties where people are drinking
- b. I leave parties where people are drinking
- c. I hang out with people who don't drink
- d. I tell people that I don't want to drink if they ask me
- e. I hold an alcoholic drink, but don't drink from it
- f. I drink non-alcoholic drinks like water or pop

22. How recently, if ever, have you been drunk in the last 12 months?*(select one)*

- Never
- Within the last year, but not within the last 30 days
- Within the last 30 days, but not within the last 7 days
- Within the last 7 days

23. Overall, what percentage of students at your grade level do you think have been drunk on at least one occasion in the last 7 days?*Again, just give your best estimate (from 0 to 100%).*

%

[Next >](#)

Social Norms Surveys Online

©Copyright 2006, H.Wesley Perkins and David W. Craig. All rights reserved.
 For permission to reprint or use this online survey please contact
 Alcohol Education Project
 Hobart and William Smith Colleges, Geneva, NY 14456
<http://alcohol.hws.edu>

Survey of Student Norms

Page 3 of 3

24. If you did not drink at all beyond just a few sips during the last 12 months, check the box here and skip the next question.

25. During the last 12 months which, if any, of the following has occurred as a consequence of your drinking?

(Select one answer for each item a through o)

	Not during the last 12 months	Once during the last 12 months	More than once during the last 12 months
a. Physical injury to yourself	<input type="radio"/>	<input type="radio"/>	<input type="radio"/>
b. Physical injury to others	<input type="radio"/>	<input type="radio"/>	<input type="radio"/>
c. fighting	<input type="radio"/>	<input type="radio"/>	<input type="radio"/>
d. Damage to property	<input type="radio"/>	<input type="radio"/>	<input type="radio"/>
e. Cutting class	<input type="radio"/>	<input type="radio"/>	<input type="radio"/>
f. Inefficiency in homework, classroom, or lab work	<input type="radio"/>	<input type="radio"/>	<input type="radio"/>
g. Late papers, missed exams, failure to study for exams	<input type="radio"/>	<input type="radio"/>	<input type="radio"/>
h. Damaged friendships or relationships	<input type="radio"/>	<input type="radio"/>	<input type="radio"/>
i. Impaired driving	<input type="radio"/>	<input type="radio"/>	<input type="radio"/>
j. After drinking could not remember events or actions that occurred while drinking	<input type="radio"/>	<input type="radio"/>	<input type="radio"/>
k. Missed or performed poorly in an athletic event	<input type="radio"/>	<input type="radio"/>	<input type="radio"/>
l. Hospitalization	<input type="radio"/>	<input type="radio"/>	<input type="radio"/>
m. Punishment by parent or guardian	<input type="radio"/>	<input type="radio"/>	<input type="radio"/>
n. Trouble with police	<input type="radio"/>	<input type="radio"/>	<input type="radio"/>
o. Sickness (hangover, nausea, illness)	<input type="radio"/>	<input type="radio"/>	<input type="radio"/>

26. How often do you think students in each of the following categories are approached by other students or anyone else and offered tobacco, alcohol, or other drugs during school hours?

Just give your best estimate of what is most typical for each category (a through b).

	Never	1-2 per year	Once a month	Twice a month	Once a week	Twice a week	Daily
a. Yourself	<input type="radio"/>	<input type="radio"/>	<input type="radio"/>	<input type="radio"/>	<input type="radio"/>	<input type="radio"/>	<input type="radio"/>
b. Students in your grade	<input type="radio"/>	<input type="radio"/>	<input type="radio"/>	<input type="radio"/>	<input type="radio"/>	<input type="radio"/>	<input type="radio"/>

27. Who do you think students should tell if they saw a weapon (knife or gun) at school? And what would most other students say?

(Check all that apply)

I think students should ...

(check all that apply)

- a. Tell a principal
- b. Tell a teacher or counselor
- c. Tell a hall monitor
- d. Tell a friend
- e. Tell a police officer or security person
- f. Tell a parent or another adult relative
- g. Tell a brother, sister, or cousin
- h. Not tell anyone

Most other students would say ...

(check all that apply)

- a. Tell a principal
- b. Tell a teacher or counselor
- c. Tell a hall monitor
- d. Tell a friend
- e. Tell a police officer or security person
- f. Tell a parent or another adult relative
- g. Tell a brother, sister, or cousin
- h. Not tell anyone

28. Who do you think students should tell if they saw drugs (other than tobacco or alcohol) at school? And what would most other students say?

(Check all that apply)

I think students should ...

(check all that apply)

- a. Tell a principal
- b. Tell a teacher or counselor
- c. Tell a hall monitor
- d. Tell a friend
- e. Tell a police officer or security person
- f. Tell a parent or another adult relative
- g. Tell a brother, sister, or cousin
- h. Not tell anyone

Most other students would say ...

(check all that apply)

- a. Tell a principal
- b. Tell a teacher or counselor
- c. Tell a hall monitor
- d. Tell a friend
- e. Tell a police officer or security person
- f. Tell a parent or another adult relative
- g. Tell a brother, sister, or cousin
- h. Not tell anyone

29. During this school year have you ever felt bullied at school?

(select one)

- Never
- Rarely
- Sometimes
- Often

30. How often have you skipped school this year because you were afraid of other students hurting you or making fun of you?

(select one)

- Never
- once
- 2-3 times
- 4 or more times

31. On a scale of one to ten, how safe do you feel at school?

(select one)

Very threatened											Very safe
1	2	3	4	5	6	7	8	9	10		
<input type="radio"/>	<input type="radio"/>	<input type="radio"/>	<input type="radio"/>	<input type="radio"/>	<input type="radio"/>	<input type="radio"/>	<input type="radio"/>	<input type="radio"/>	<input type="radio"/>	<input type="radio"/>	

32. How often do you think students in each of the following categories use seat belts when driving or riding in a motor vehicle?

Again, just give your best estimate for each category (a through d).

	Almost Never 0-10% of the time	Seldom 25% of the time	Half 50% of the time	Usually 75% of the time	Almost Always 90- 100% of the time
a. Yourself	<input type="radio"/>	<input type="radio"/>	<input type="radio"/>	<input type="radio"/>	<input type="radio"/>
b. Your friends	<input type="radio"/>	<input type="radio"/>	<input type="radio"/>	<input type="radio"/>	<input type="radio"/>
c. Students in your grade	<input type="radio"/>	<input type="radio"/>	<input type="radio"/>	<input type="radio"/>	<input type="radio"/>
d. High School Juniors and Seniors	<input type="radio"/>	<input type="radio"/>	<input type="radio"/>	<input type="radio"/>	<input type="radio"/>

33. How often during the last year have you been a passenger in a motor vehicle with a driver who drank alcohol just before or while driving?

(select one)

- Never
- Once
- Twice
- 3 or more times

34. What percentage of students do you think have ridden during the last year as a passenger in a motor vehicle with a driver who drank alcohol just before or while driving?

Just give your best estimate (from 0 to 100%).

%

35. What limits, if any, do your parents apply to you about drinking alcohol in your home?

(select one)

- No drinking is allowed (other than a few sips in a family or religious gathering)
- Some drinking is allowed with a parent when only family members are present
- Some drinking with friends is allowed if a parent is present
- Drinking is allowed without a parent present as long as I do not get drunk or drive afterwards
- No limits

36. What limits, if any, would you say are most typical of other students' parents concerning student drinking in the home?

(select one)

- No drinking is allowed (other than a few sips in a family or religious gathering)

- Some drinking is allowed with a parent when only family members are present
- Some drinking with friends is allowed if a parent is present
- Drinking is allowed without a parent present as long as I do not get drunk or drive afterwards
- No limits

37. Are you currently licensed to drive an automobile?

(select one)

- No
- Yes, but with a restricted permit (for example, requiring another licensed driver in the car or only allowing driving at particular times of the day)
- Yes, without restrictions

38. What is your race or ethnic origin?

(choose one)

- American Indian/Alaskan Native
- Asian
- Black/African American
- Hispanic/Latino
- White/Caucasian
- Other

39. What is your weight and height?

Weight

_____ pounds

Height (enter feet and then inches)

feet

- 3
- 4
- 5
- 6
- 7

inches

- 0
- 1
- 2
- 3
- 4
- 5
- 6
- 7
- 8
- 9
- 10
- 11

40. Which best describes what you think of your current weight?

(choose one)

I am...

- Very underweight
- Somewhat underweight
- About right
- Somewhat overweight
- Very overweight

41. What would you guess is the average male and female weight for males and females in your grade?

(just give your best guess for each below)

Average male weight in your grade

_____ pounds

Average female weight in your grade

_____ pounds

42. What is your approximate grade point average for last term's courses.

(using a 4pt scale where A=4.0, B=3.0, C=2.0, D=1.0, and F=0.0)

- | | | | | | | | | | | | |
|---------------------------|-------------------------|-------------------------|------------------------|-------------------------|-------------------------|------------------------|-------------------------|-------------------------|------------------------|-------------------------|------------------------|
| A/A+
4.0 | A-
3.7 | B+
3.3 | B
3.0 | B-
2.7 | C+
2.3 | C
2.0 | C-
1.7 | D+
1.3 | D
1.0 | D-
0.7 | F
0.0 |
| <input type="radio"/> | <input type="radio"/> | <input type="radio"/> | <input type="radio"/> | <input type="radio"/> | <input type="radio"/> | <input type="radio"/> | <input type="radio"/> | <input type="radio"/> | <input type="radio"/> | <input type="radio"/> | <input type="radio"/> |

Finish >

